
LEAP

HEP₂₀



FLEXIBLE PUSH-FIT PLUMBING SYSTEM

HEP₂O

HIGH INTEGRITY, HIGH-PERFORMANCE POLYBUTYLENE PIPES AND FITTINGS

Hep₂O from LEAP has evolved over 20 years to become the leading flexible push-fit plumbing system for hot and cold water. Flexible polybutylene in conjunction with straight coils enables pipe to be cabled into position, meaning fewer joints and minimised installation and alteration costs. The Hep₂O fitting incorporates the high integrity grab wedge and robust pre-lubricated 'O' ring, offering the installer smoother pipe insertion and lower jointing forces. The grab wedge is reusable and gives reliable jointing even when the fitting has been dismantled and reassembled.

HEP₂O FEATURES

Better cabling ability	Corrosion free
Less jointing	Measure and cut in-situ
Low wastage	No scale build-up
High resistance to impact	Flexible - reduced chance of pipes bursting due to freezing
Rotatable fittings	Quiet
Reusable fittings	Cool to touch

KEY INFORMATION

- Hep₂O should always be installed in accordance with AS/NZS 3500 National Plumbing Code.
- Hep₂O does not corrode or cause "blue water" in soft water areas or scale up in hard water areas.
- Hep₂O minimises water hammer and provides a quiet plumbing system.
- Hep₂O is manufactured to AS 2642 Parts 2 & 3 Polybutylene Pipe Systems.
- Hep₂O must be shielded or painted to protect from UV light when used externally for extended periods.
- Hep₂O is a full bore plumbing system complying with Table 1 of AS/NZS 3500 Part 1.2.
- Hep₂O should not be used when exposed to petroleum solvents at any time.
- Hep₂O should not be used in continuously circulating hot water loops above 60°C without consultation.

PRESSURE TEMPERATURE RATING

TEMPERATURE	20°C	40°C	60°C	70°C	80°C	95°C
PB Class 16 (kpa)	1600	1370	1050	880	740	490

These ratings are working pressures not failure pressures.

Hep₂O polybutylene pipes and fittings, installed by a licensed plumber in accordance with the current published installation guidelines, are warranted against material or manufacturing defects for a period of 50 years.

Hep₂O is manufactured under Watermark Licence No. WMKA01963 and is approved for use in all Australian States and Territories, and New Zealand subject to the installation requirements outlined in the National Plumbing and Drainage Code, AS/NZS 3500 parts 1 & 4, and any local water authority requirements.




HEP₂0 ASSEMBLY

The flexible Hep₂0 system guarantees a professional installation when installed by a licensed plumber.

ATTACHMENT


Joining procedure – use this joining procedure for ALL Hep₂0 fittings, no matter which type of fitting is used. All fittings are pre-lubricated.



Use only purpose-designed pipe cutters. Cut the pipe at one of the insertion marks. Ensure the pipe end is free from burrs.



Insert a Hep₂0 support sleeve into the pipe end. Ensure pipe and fitting are free of foreign matter and chemicals (flux, lubricants, adhesives, etc) which can damage the product.



Push the pipe firmly into the fitting. A secure joint has been made when the end of the cap has reached the next insertion mark on the pipe.



Tug back on the pipe to ensure the grab wedge engages correctly.

DETACHMENT REUSING A DEMOUNTABLE FITTING




Unscrew the retaining cap and pull the pipe clear of the fitting.



Remove the 'O' ring and wedge support ring (if applicable) from the pipe.




Using the wedge remove tool, slide the BiTite® grab wedge from the pipe. Provided it is undamaged it can be reused.




Re-assemble the fitting, inserting the 'O' ring, the wedge support ring (if applicable) and then the BiTite® grab wedge, with the flat face against the wedge support ring – replace the cap hand tight.


CONNECTION TO COPPER



Cut copper pipe using a wheel cutter. Inspect ends to ensure free from burrs, swarf, scratches or dents.



Mark joint depth 25mm on copper pipe before jointing.



Push pipe firmly into copper end of PB. Copper Connector (HEP80).



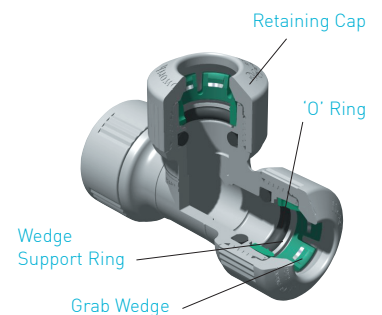
Tug back on the pipe to ensure grab ring engages properly.

INSERTING A BLANKING PEG

Remove the cap and BiTite® grab wedge from the fitting. Push the open end of the blanking peg into the 'O' ring. Replace the cap hand tight.

REMOVING THE BLANKING PEG

Remove the cap and blanking peg, re-insert the 'O' ring and wedge support ring (if applicable) – check the grab wedge is undamaged. Insert the grab wedge into the fitting with the flat face against the wedge support ring. Replace the cap hand tight.



NOTE: Stainless steel blanking caps will not work correctly in Hep₂0 fittings with BiTite® grab wedges inside.

PRESSURE TESTING

AS/NZS 3500 requires all installations be hydrostatically tested. For installations with Hep₂0 the recommended test pressure is 1500kPa and should not be less than 30 minutes in accordance with AS/NZS 3500. Care should be taken to disconnect any appliances or fittings that will not withstand, or will be damaged by testing at 1500kPa.

REMEMBER! Pressure testing is NOT a substitute for making sure the correct insertion depth of the tube into the fitting using either the insertion marks or a pencil mark has been achieved.

COMPONENT SELECTOR




Pipe, Standard Coil

15mm - 100m Coil	HEPC100.15
18mm - 50m Coil	HEPC50.18
22mm - 50m Coil	HEPC50.22




Pipe, Straight Coil

22mm - 25m Coil	HEPSC25.18 HEPSC25.22
-----------------	--------------------------




Pipe, Straight Length

15mm - 5m Length	HEPL05.15
18mm - 5m Length	HEPL05.18
22mm - 5m Length	HEPL05.22
28mm - 5m Length	HEPL05.28



Rainwater Pipe, Straight Coil

18mm - 25m Coil	HEPRNW25.18
22mm - 25m Coil	HEPRNW25.22



Lilac Pipe, Straight Coil

18mm - 25m Coil	HEPLLC25.18
22mm - 25m Coil	HEPLLC25.22



Straight Connector

15mm x 15mm	HEP1.15
18mm x 18mm	HEP1.18
22mm x 22mm	HEP1.22
28mm x 28mm	HEP1.28



PB - Copper Connector

18mm PB x 15mm Cu (18mm PB x 15mm PB)	HEP80.18
22mm PB x 20mm Cu	HEP80.22



90° Elbow

15mm x 15mm	HEP5.15
18mm x 18mm	HEP5.18
22mm x 22mm	HEP5.22
28mm x 28mm	HEP5.28



Equal Tee

15mm x 15mm x 15mm	HEP10.15
18mm x 18mm x 18mm	HEP10.18
22mm x 22mm x 22mm	HEP10.22
28mm x 28mm x 28mm	HEP10.28



Spigot Socket Reducer

18mm x 15mm	HEP2.18.15
22mm x 18mm	HEP2.22.18
28mm x 22mm	HEP2.28.22



End Reduced Tee

22mm x 18mm x 22mm	HEP12.22.18
28mm x 22mm x 28mm	HEP12.28.22



Centre Reduced Tee

22mm x 22mm x 18mm	HEP13.22.18
28mm x 28mm x 18mm	HEP13.28.18
28mm x 28mm x 22mm	HEP13.28.22



Branch End Reduced Tee

22mm x 18mm x 18mm	HEP14.22.18
28mm x 22mm x 22mm	HEP14.28.22



Female Wall Elbow

15mm x 1/2" BSP	HEP6.15
18mm x 1/2" BSP	HEP6.18
22mm x 3/4" BSP	HEP6.22



Female Adaptor, Threaded

15mm x 1/2" BSP	HEP28.15
18mm x 1/2" BSP	HEP28.18
22mm x 3/4" BSP	HEP28.22
28mm x 1" BSP	HEP28.28



Male Adaptor, Threaded

15mm x 1/2" BSP	HEP29.15
18mm x 1/2" BSP	HEP29.18
22mm x 3/4" BSP	HEP29.22
28mm x 1" BSP	HEP29.28

**Male Wall Elbow**

15mm x 1/2" BSP	HEP99.15
18mm x 1/2" BSP	HEP99.18

**Tap Adaptor**

18mm	HEP26.18
22mm	HEP26.22



(appearance may vary)

BiTite® Blanking Peg

15mm	HEP44.15
18mm	HEP44.18
22mm	HEP44.22
28mm	HEP46.28

**BiTite® Grab Wedge**

15mm	HEP46.15
18mm	HEP46.18
22mm	HEP46.22
28mm	HEP46.28

**BiTite® Wedge Support Ring**

18mm	HEP47.18
22mm	HEP47.22
28mm	HEP44.28

**BiTite® O Ring**

15mm	HEP51.15
18mm	HEP51.18
22mm	HEP51.22
28mm	HEP51.28

**BiTite® Dismounting Tool**

15mm	HEP79.15
18mm	HEP79.18
22mm	HEP79.22
28mm	HEP79.28

**Support Sleeve**

15mm	HEP60.15
18mm	HEP60.18
22mm	HEP60.22
28mm	HEP60.28

**Straight Tap Connector**

18mm	HEP25.18
22mm	HEP25.22

**Bent Tap Connector**

18mm	HEP27.18
------	----------

**High Flow Manifold (with 18mm Open End)**

18mm x 15mm 4-port	HFM18.4A
18mm x 15mm 5-port	HFM18.5A
18mm x 15mm 6-port	HFM18.6A
18mm x 15mm 7-port	HFM18.7A

**High Flow Manifold (with 15mm Elbow End)**

18mm x 15mm 4-port	HFM18.4B
18mm x 15mm 5-port	HFM18.5B
18mm x 15mm 6-port	HFM18.6B
18mm x 15mm 7-port	HFM18.7B

**Pipe Clip**

15mm	HEP65.15
18mm	HEP65.18
22mm	HEP65.22
28mm	HEP65.28

[Other clip configurations are available]


**Pipe Cutter & Blade**

Pipe Cutter	HEP74
Cutter Blade	HEP75

HEP₂O AND WATER CONSERVATION

HEP₂O AND MANIFLOW

The Hep₂O range of flexible push-fit pipes and attachments forms the basis of the MANIFLOW manifold plumbing system. MANIFLOW saves energy and conserves water by having a dedicated pipeline from a manifold near the hot water cylinder to each tap or fixture in the house. Hot water goes straight where it's needed without sitting round cooling in the big 'feeder' pipes needed to serve multiple outlets. Less energy and water is wasted as hot water arrives faster at the tap. The flexible and non-metallic pipes result in a quiet and efficient plumbing system that doesn't suffer corrosion, scaling or microbiological build-up. Can run lengths up to 25 metres and meets NZBC H1 Requirements.



HEP₂O RAINWATER PIPE

Rainwater is a valuable natural resource that can be collected for a number of uses, providing a back-up supply in case of water restrictions caused by drought, peak supply shortages or water quality problems.

Hep₂O Rainwater Pipe is suitable for use with a rainwater harvesting system including connecting your rainwater system to your home plumbing system.

HEP₂O LILAC PIPE

Pipes for recycled water are identified by the colour – lilac. Hep₂O Lilac Pipe is now available and suitable for use with recycled water (grey water) piping systems.



PLEASE NOTE: Regulations and guidelines concerning the collection and use of rainwater and recycled/grey water vary according to your location. Check with your local council or health authority for advice on the current regulations and guidelines in your area.

OTHER LEAP SYSTEMS



SOLAR WATER HEATING SYSTEM

SOLARGENIUS water heating system harnesses clean, free solar energy to heat water quickly and effectively, even on cloudy days. Solar water heating systems are commonly installed in both new and existing houses, especially when renovating, and are integrated with household electricity and gas supplies. SOLARGENIUS systems are lightweight, easy-to-install solar water heaters that can save households between 40% and 75% on hot water bills.




HYDRONIC RADIATOR SYSTEMS

RADIATHERM builds on LEAP'S highly effective TERRATHERM system adding radiant heat to your home through radiator systems. RADIATHERM brings comfortable, healthy warmth to your home through a tried and true central heating system that has been popular in Europe for decades. RADIATHERM provides heat by circulating hot water through radiators on the walls in every room of your house.



HYDRONIC HEATING SYSTEM

TERRATHERM is a highly effective and unobtrusive way to radiate comfortable, healthy warmth through your home. TERRATHERM pipes in heat via hot water circulated through flexible underfloor pipes and radiators where required. The system delivers warmth that starts at ground level then slowly rises. TERRATHERM is built-in and its zone-by-zone controls also let you manage your home heating more efficiently, ensuring heat goes where and when it's needed.



HEAT PUMP WATER HEATING SYSTEM

THERMAGENIUS extracts renewable energy stored in the air to heat water. THERMAGENIUS is not dependent on weather and operates throughout the year from inside or outside your home. With high efficiencies, payback on a THERMAGENIUS can be very quick. Unobtrusive, easy to install and cheap to run, these units are a great way to provide hot water for the home. The only energy used is electricity to power the pumps but delivering 3 or 4 times as much energy.



HOME FIRE SPRINKLER SYSTEM

BLAZESTOP is an affordable sprinkler system linked to a domestic water supply, putting the reassurance of sprinkler protection within reach of private homeowners. Designed especially for the home environment, BLAZESTOP uses sprinkler heads concealed in the ceiling. Flexible, concealed piping makes retrofitting into homes easy and cost-effective. Made from durable polybutylene, it isn't affected by scaling, corrosion, or microbiological growth and doesn't transmit noise.



WASTEWATER SYSTEM

Hep_v0 is a unique self-sealing waterless waste valve that prevents the escape of foul sewer air from waste discharge systems, and actively maintains the pressure equilibrium in soil and waste installations.

The self-sealing valve opens under the water pressure of an appliance emptying and closes to form a tight seal after the appliance has discharged under normal atmospheric conditions.

FOR MORE INFORMATION ABOUT HEP₂O CALL

0800 246 810

Leap Australasia Ltd
61 Port Road
PO Box 38-159
Lower Hutt 5045
New Zealand

t: + 64 4 568 9424
f: + 64 4 568 9423
www.leapltd.co.nz

